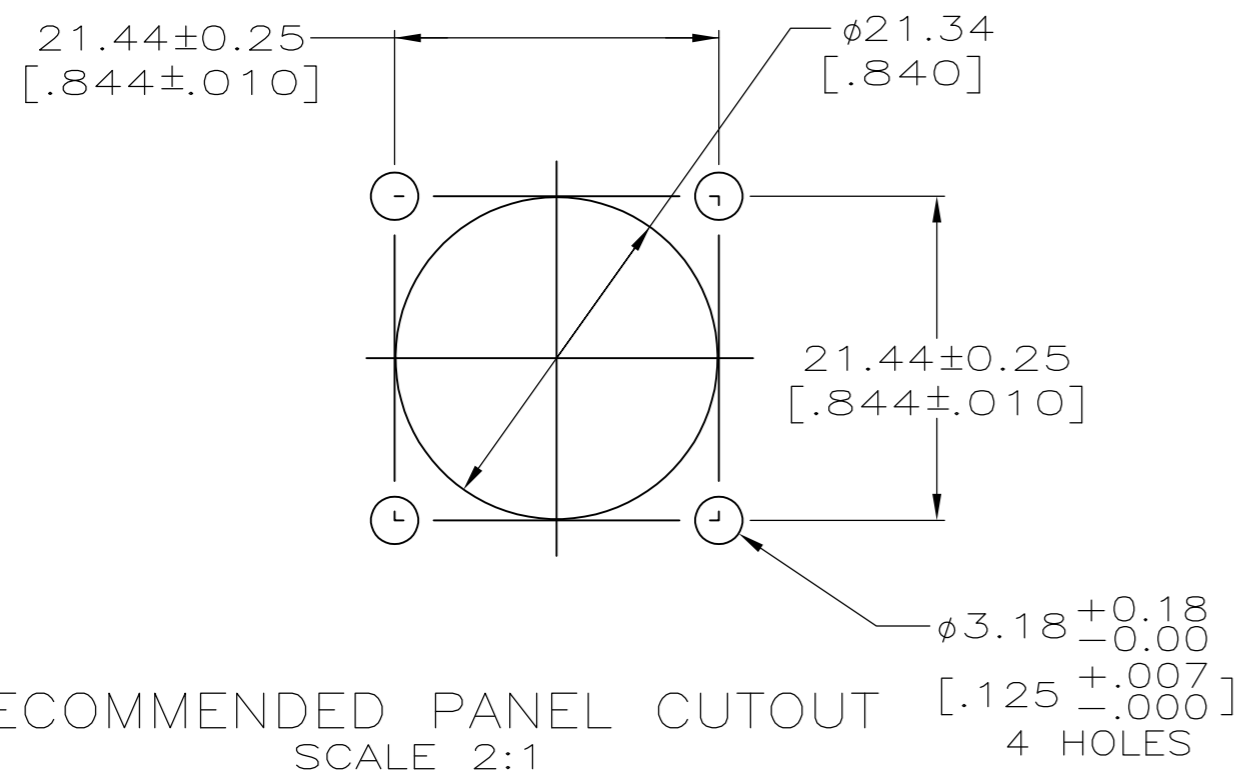
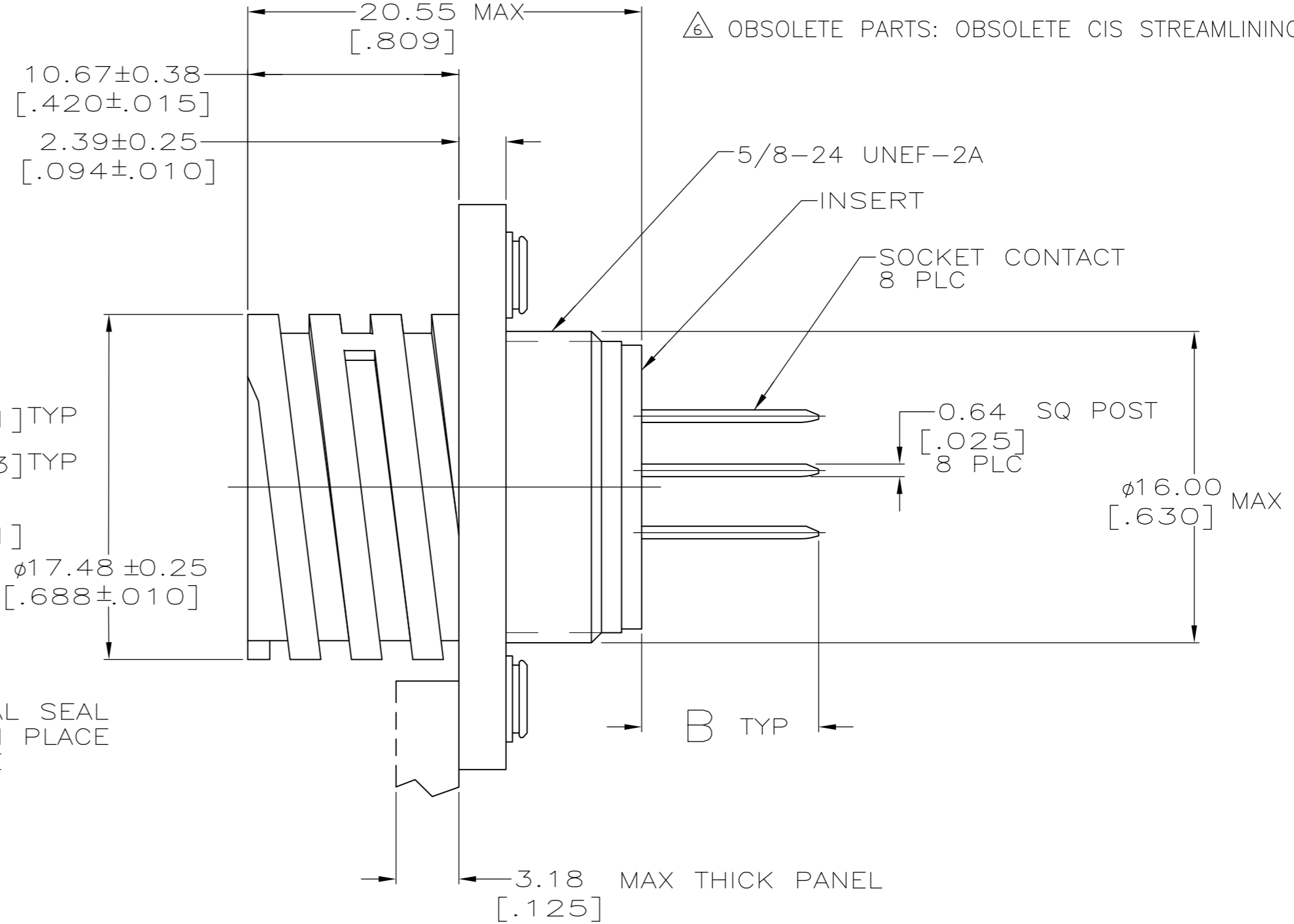
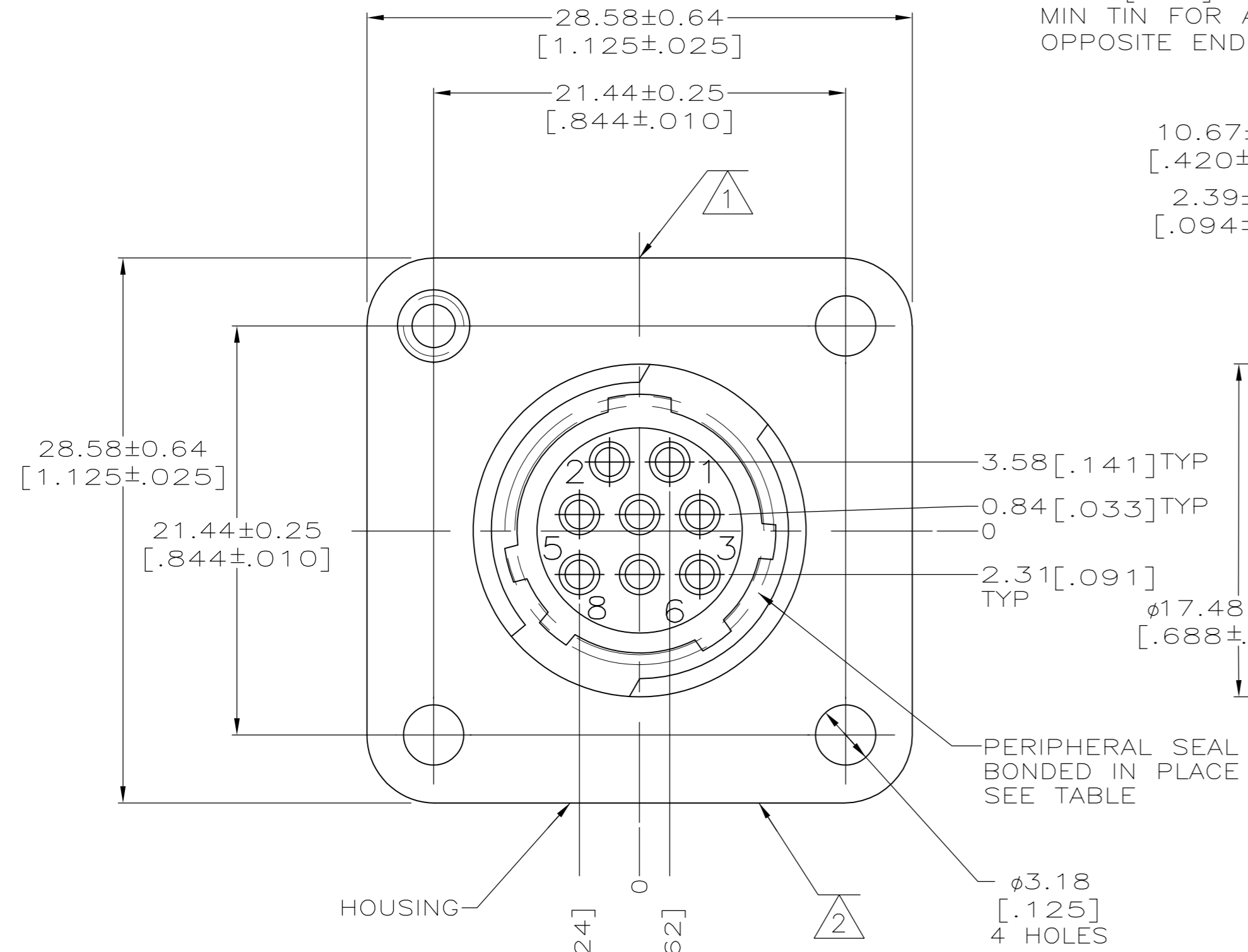


THIS DRAWING IS UNPUBLISHED. RELEASED FOR PUBLICATION
 © COPYRIGHT BY TYCO ELECTRONICS CORPORATION. ALL RIGHTS RESERVED.

LOC		DIST		REVISIONS					
FT		0		P	LTR	DESCRIPTION	DATE	DWN	APVD
				H		REVISED PER ECO-06-3414	2/22/06	SS	SH
				H1		REVISED PER ECO-09-021510	11SEP09	KK	AEG

- 1 AMP MOLDED ON THIS SURFACE.
- 2 PART NUMBER AND DATE CODE MARKED ON THIS SURFACE.
- 3 NYLON, GLASS FILLED, FLAME RETARDANT, BLACK.
- 4 0.76um [.000030] MIN GOLD FOR A LENGTH OF 2.54 [.100] MIN FROM MATING END, 2.54um [.000100] MIN TIN-LEAD FOR A LENGTH OF 9.70 [.382] MIN FROM OPPOSITE END, BOTH OVER 1.27um [.000050] MIN NICKEL.
- 5 0.76um [.000030] MIN GOLD FOR A LENGTH OF 2.54 [.100] MIN FROM MATING END, 2.54um [.000100] MIN TIN FOR A LENGTH OF 9.70 [.382] MIN FROM OPPOSITE END, BOTH OVER 1.27um [.000050] MIN NICKEL.

6 OBSOLETE PARTS: OBSOLETE CIS STREAMLINING PER D.RENAUD/D.SINISI



CONTACT FINISH	PERIPHERAL SEAL	THREADED INSERT	DIM B	PART NUMBER
			8.94±0.76 [.352±.030]	1-208657-1
			14.58±0.76 [.574±.030]	1-208657-0
6 OBSOLETE			12.17±0.76 [.479±.030]	208657-9
PRELIMINARY			12.17±0.76 [.479±.030]	208657-8
OBSOLETE			14.58±0.76 [.574±.030]	208657-7
			8.94±0.76 [.352±.030]	208657-6
6 OBSOLETE			14.58±0.76 [.574±.030]	208657-5
OBSOLETE				208657-4
OBSOLETE				208657-3
OBSOLETE			8.94±0.76 [.352±.030]	208657-2
			8.94±0.76 [.352±.030]	208657-1

THIS DRAWING IS A CONTROLLED DOCUMENT.

DIMENSIONS: mm	TOLERANCES UNLESS OTHERWISE SPECIFIED:	DWN L. SIPE 05/16/90	Tyco Electronics Corporation Harrisburg, PA 17105-3608
0 PLC ± -	1 PLC ± -	CHK J. McCLINTON 5/30/90	
2 PLC ± 0.13 [.005]	3 PLC ± -	APVD M. KAPEZYNSKI 5/30/90	POSTED RECEPTACLE ASSEMBLY, ARRANGEMENT 11-8, TYPE 20 DF CONTACTS, CPC
4 PLC ± -	ANGLES ± -	PRODUCT SPEC 108-10024	
MATERIAL 4-40 THREADED INSERTS: BRASS	FINISH -	APPLICATION SPEC -	SIZE A2
HOUSING AND INSERT: 6		WEIGHT -	CAGE CODE 00779
SOCKET CONTACTS: PHOSPHOR BRONZE		CUSTOMER DRAWING	DRAWING NO C=208657

SCALE 4:1 SHEET 1 OF 1 REV H1